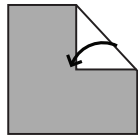


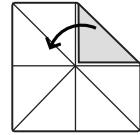
One
Cut along the dotted line as shown



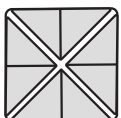
Two
With the text side facing down, fold each corner into the centre



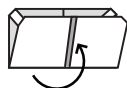
Three
The game should now look like this



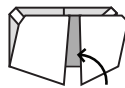
Four
Flip the paper over and again fold up all 4 corners into the centre



Five
The game should now look like this



Six
Fold in half with the images inside and the numbers on the outside as shown



Seven
Place thumbs and forefingers into the four separate pockets and work the device back and forth to form creases



It's time to play!